

Phonics Sound Finder

Use the red letter to locate the row that the unknown sound is in

a

a



ai



ar



au



aw



a_e



ay



c

ch



ck



d

dge



e

ea



ee



ei



ew



er



eigh



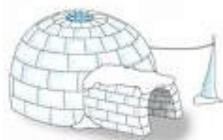
g

gn



i

i



ie



ir



i_e



igh



k

kn



o

o



oa



oo



oo



or



ou



ou



oe



ow



ow



oi



oy



o_e



p

ph



q

qu



s

sh



t

th

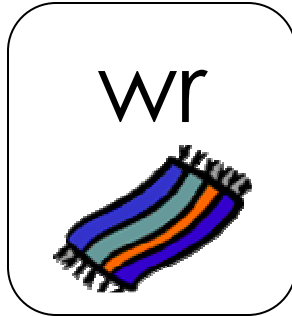
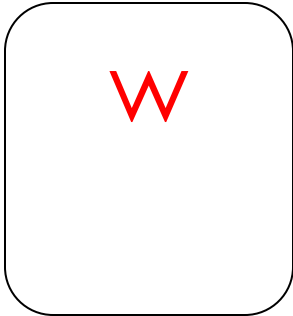




th



tch





The phonics sound finder is based solely upon picture cues to help determine the sound the phonogram makes. It is not based upon actual spelling. (i.e. chair is shown under ch and tch because of its initial sound. If a child begins to pronounce the picture, they should arrive at the correct sound of the phonogram.

Tip: Run through the pictures and make sure student knows what each picture represents. Use when student encounters a unknown or forgotten phonogram.

Key for a few pictures that may not be totally clear.



as in stick out your tongue and say: "ah"



(jam)



eww!



this



rug



oatmeal



urchin